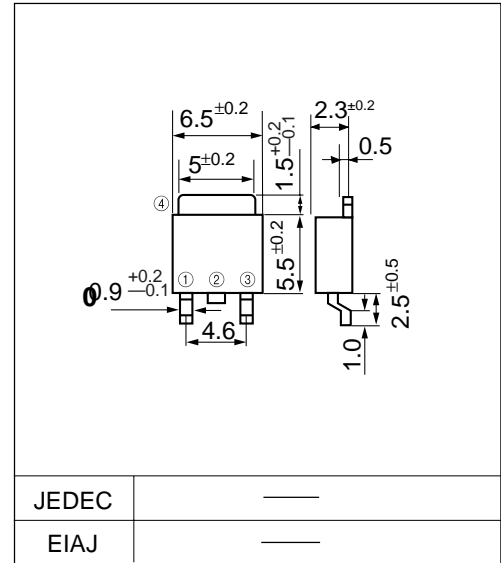


KS883C02 (7A)

(20V / 7A)

SCHOTTKY BARRIER DIODE

Outline drawings, mm



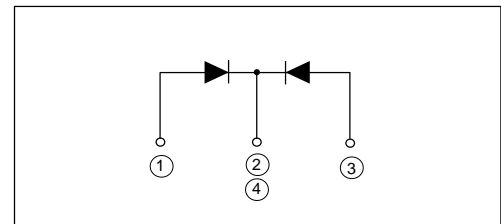
Features

- Surface mount device
- Low V_F
- Super high speed switching
- High reliability by planer design

Applications

- High speed power switching

Connection diagram



Maximum ratings and characteristics

- Absolute maximum ratings

Item	Symbol	Conditions	Rating	Unit
Repetitive peak reverse voltage	V_{RRM}		20	V
Non-repetitive peak reverse voltage	V_{RSM}	$tw=500ns$, $duty=1/40$	20	V
Average output current	I_o	Square wave, $duty=1/2$ $T_c=89^\circ C$	7.0*	A
Surge current	I_{FSM}	Sine wave 10ms	60	A
Operating junction temperature	T_j		-40 to +125	$^\circ C$
Storage temperature	T_{stg}		-40 to +125	$^\circ C$

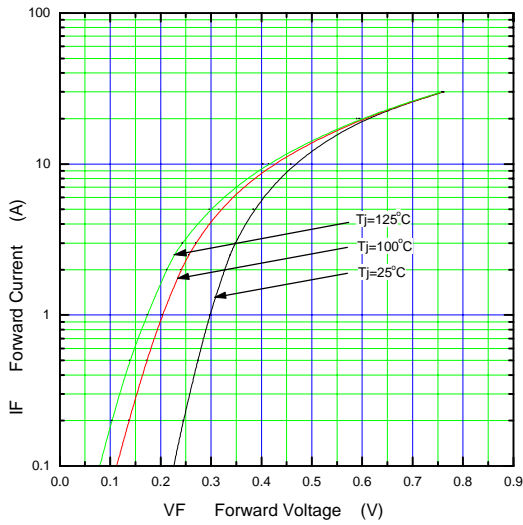
* Average forward current of centertap full wave connection

- Electrical characteristics ($T_a=25^\circ C$ Unless otherwise specified)

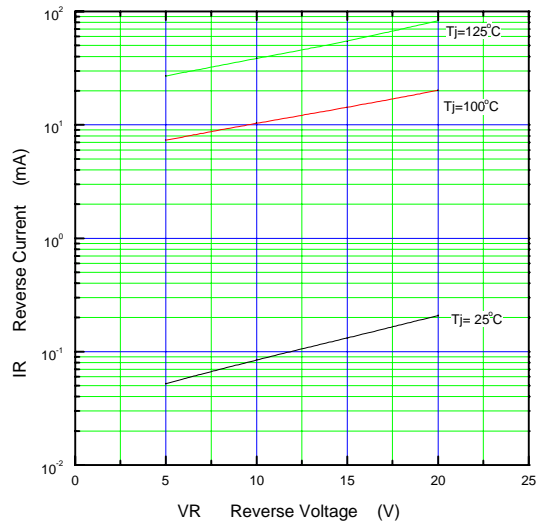
Item	Symbol	Conditions	Max.	Unit
Forward voltage drop	V_{FM}	$I_{FM}=2.5A$	0.39	V
Reverse current	I_{RRM}	$V_R=V_{RRM}$	10.0	mA
Thermal resistance	$R_{th(j-c)}$	Junction to case	10.0	$^\circ C/W$

■ Characteristics

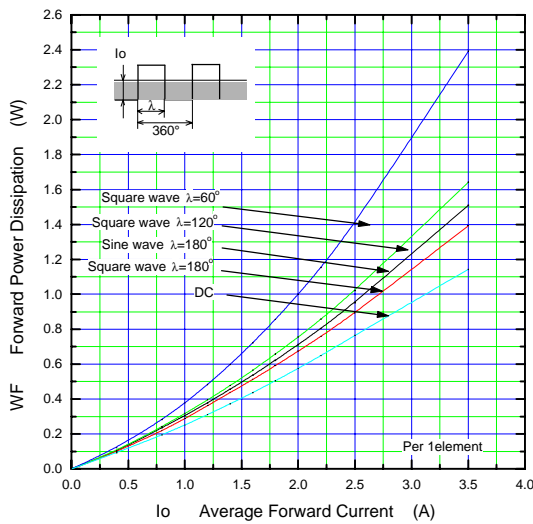
Forward Characteristic (typ.)



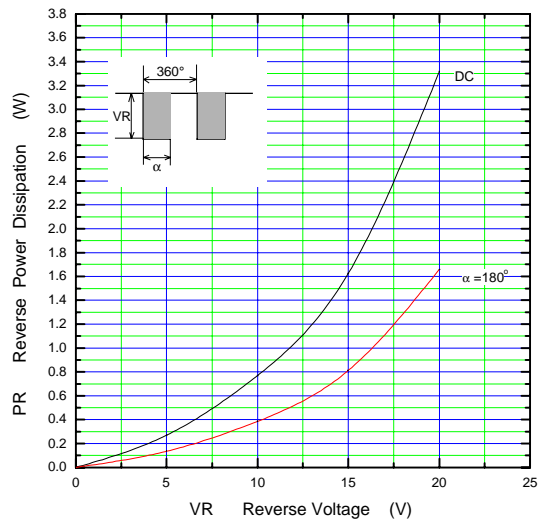
Reverse Characteristic (typ.)



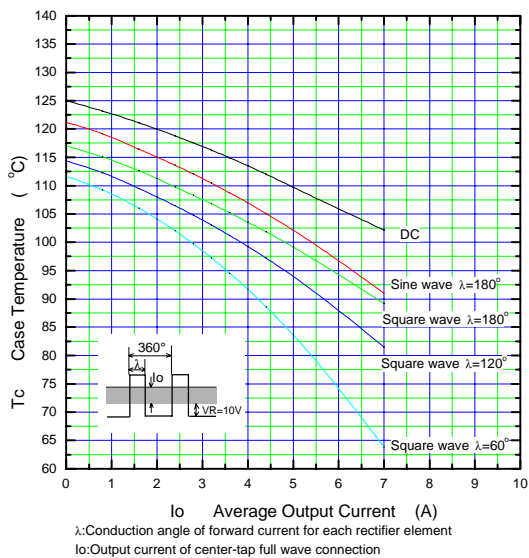
Forward Power Dissipation



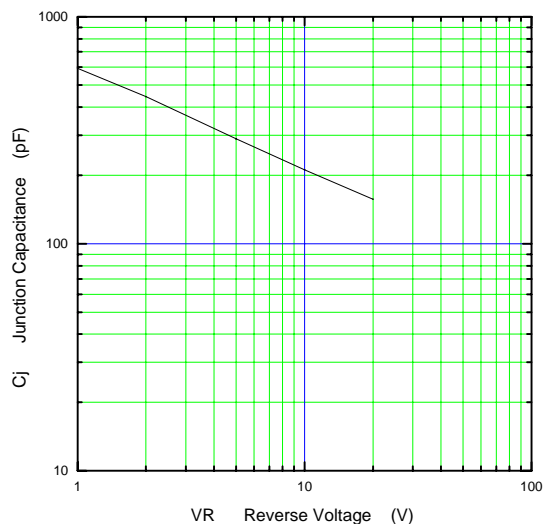
Reverse Power Dissipation



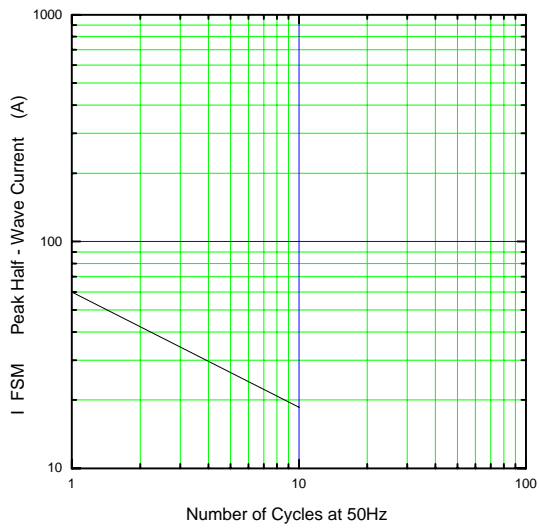
Current Derating (Io-Tc)



Junction Capacitance Characteristic (typ.)



Surge Capability



Transient Thermal Impedance

